

KS LIBRARY BOOK CHECKOUT INSTRUCTIONS

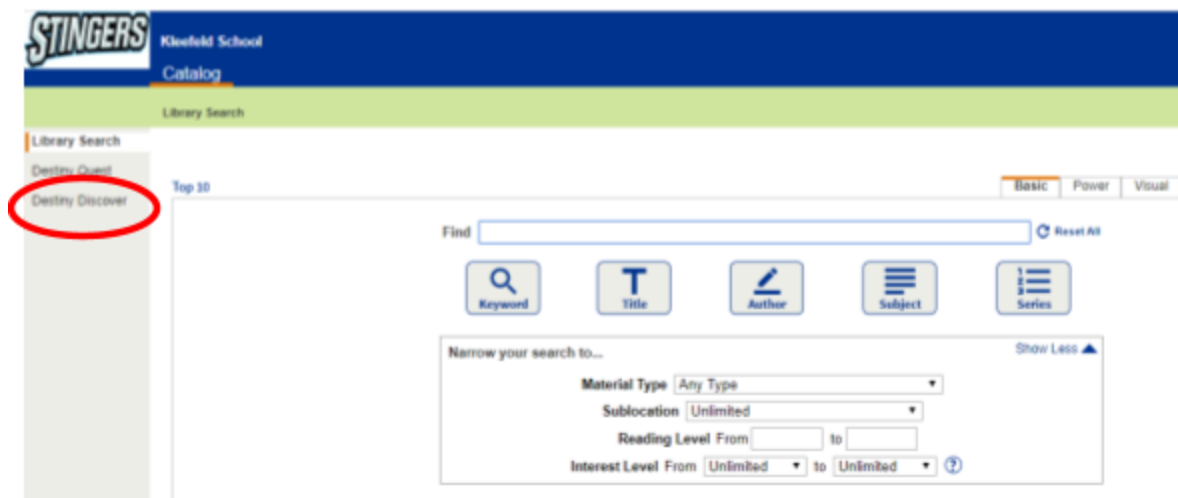
For the Summer Reading Program

Step 1: Go to <http://destiny.hsd.ca/> and choose Kleefeld School. You can use a chromebook, a tablet, a PC or a cellphone. Login using your **school computer username and password** to Destiny Discover (scroll down for more detailed instructions below if you need them).

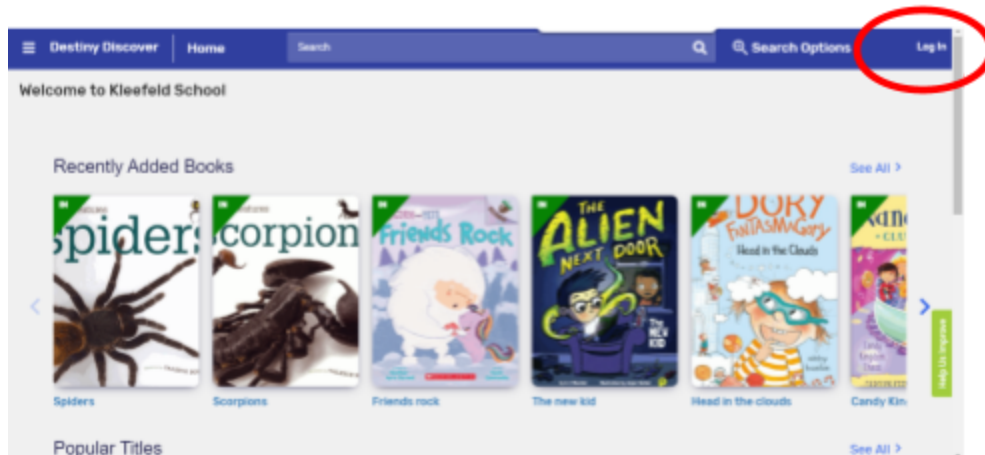
- Put the books **ON HOLD**. Only pick books that are **IN**. If a book is already **OUT**, please pick another one. Maximum of **15** books per student.



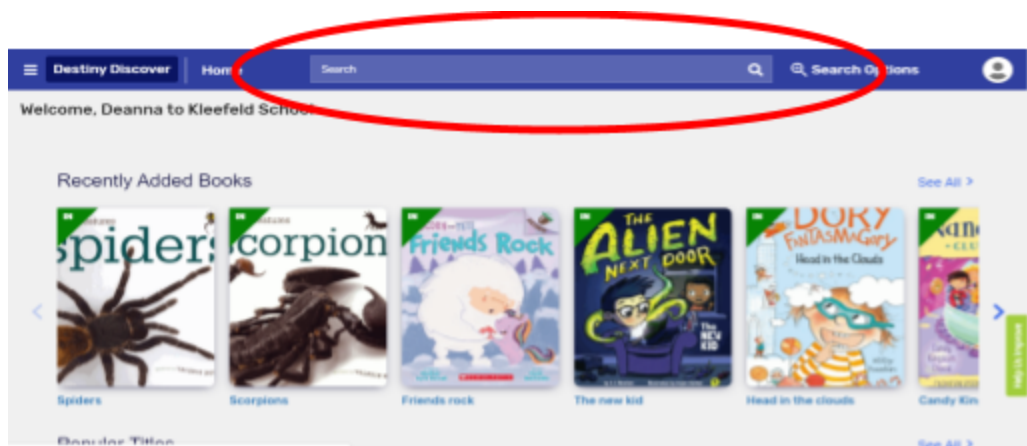
Step 2: Click on Destiny Discover on the left side



Step 3: Log in on the right hand side. Use your school computer login name and password. If you don't have your login name and password, please contact the school.

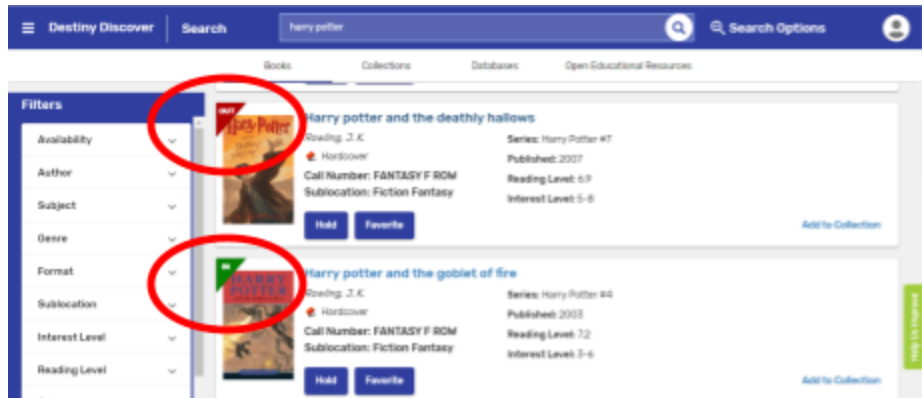


Step 4: Search for a book by Keyword, Title, Author, Subject or Series. You can also click on the different icons to see books under specific genres.

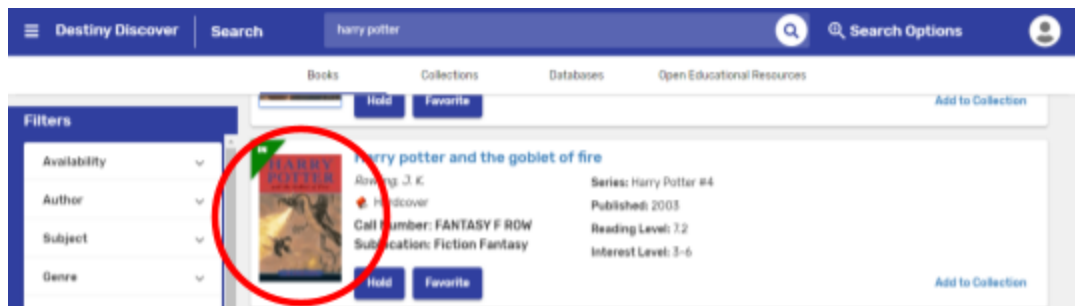


Step 5: Determine if the book is available and click on the title of the book. (Look for the green banner that says in.)

****NOTE: If the banner is red and says out, this means the book has already been put on hold or taken out. You will have to select a different book.**



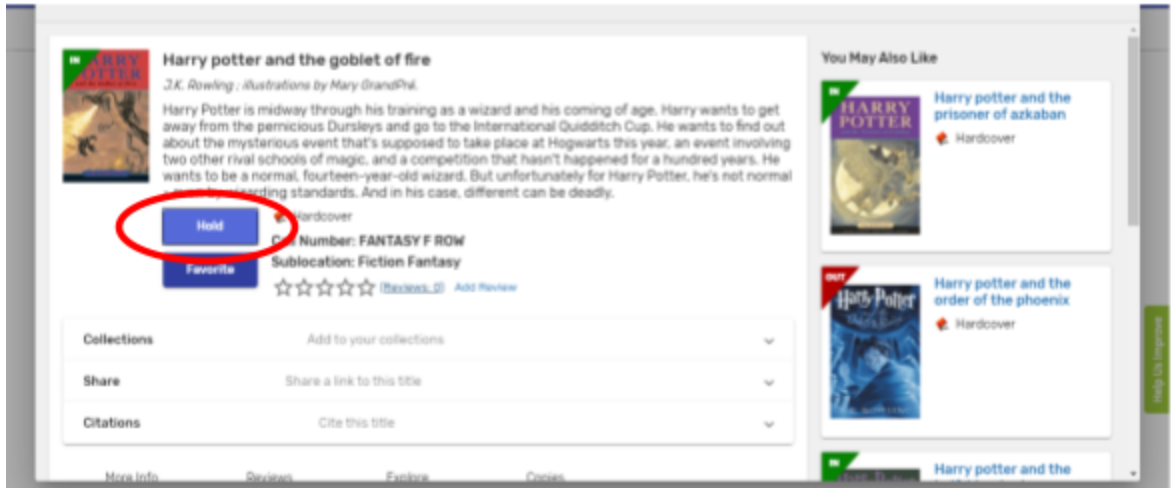
Step 6: Click on the book icon to get more information about the book.



Step 7: If that's the book you want, click the hold button.

Number of books that can be taken out by grade: 6 per student.

If you decide you don't want that book, click on the unhold button.

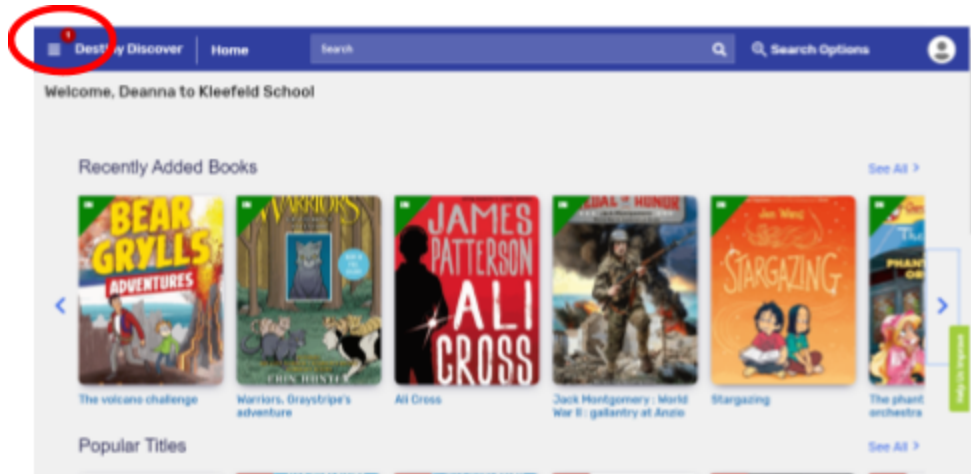


More Information:

- 1. All Summer reading books must be put on hold by 4:00, Monday, June 21.**

To see what books you have put on hold or books you currently have checked out:

Step 1: On the Home screen, click on the 3 bars in the upper left corner.



Step 2: Click on Holds or Checked Out

